

Free Inductive/Logical Test Questions & Answers

What does this test contain?

Non-verbal - Twelve Inductive/Logical Reasoning questions

Get the Full PrepPack™

Inductive/ Logical Question 1

Choose the image that completes the pattern:



Which of the shapes below continues the sequence:



Explanation

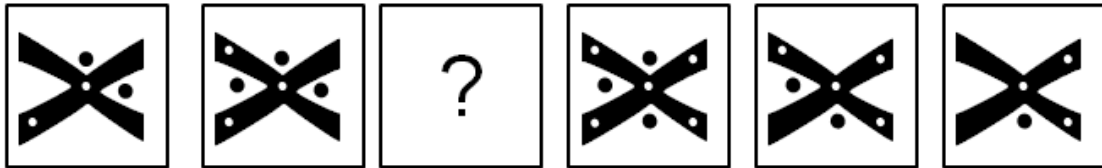
All triangles "move" slightly counter-clockwise and outside. A good solving tip would be to try and disassemble the complete figure to its elements (triangles) and to focus each time on one of the elements.



Get the Full PrepPack™

Inductive/ Logical Question 2

Choose the image that completes the pattern:



Which of the shapes below continues the sequence:



Explanation

The logic: An X shape is dotted with black and white dots. Both sets of dots are independent and follow a similar pattern. In each frame, a black dot is added counter-clockwise in the angles of the X shape, until all the angles are occupied. Then a dot is reduced, also counter-clockwise. The same pattern occurs with the white dots, only in a clockwise manner.

Examining the changes before and after, the "question mark" figure should look the same as in frame 2, only with an additional black dot (making all four black dots present) and an additional white dot in the upper right corner, as determined by the pattern.

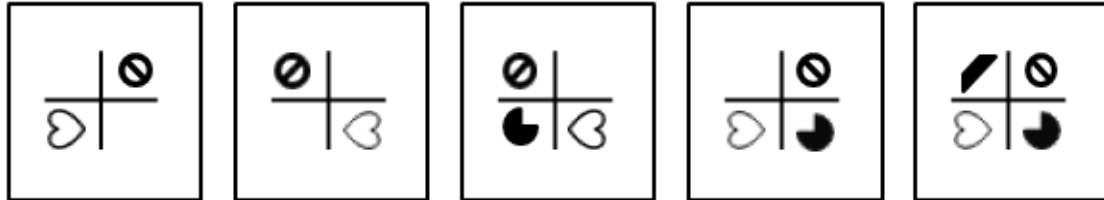
The answer is -



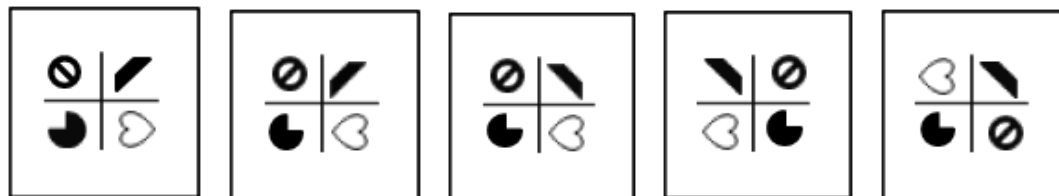
Get the Full PrepPack™

Inductive/ Logical Question 3

Choose the image that completes the pattern:

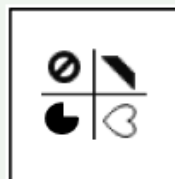


Which of the shapes below continues the sequence:



Explanation

The logic: The next frame after each step portrays a mirror image of the previous frame. In addition, every two steps a shape is added to the frame. Answer choice 3 is a mirrored version of frame 5 and is therefore the correct answer.

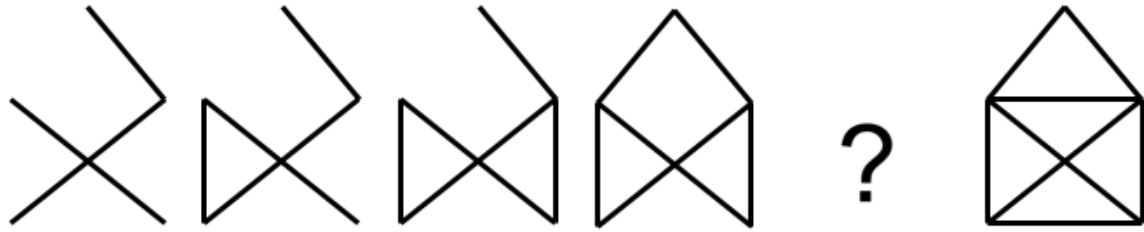


The answer is -

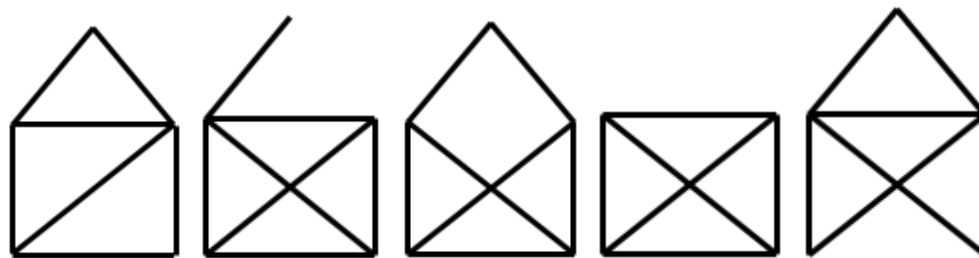
Get the Full PrepPack™

Inductive/ Logical Question 4

Choose the image that completes the pattern:



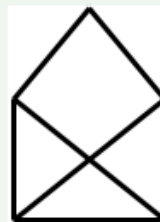
Which of the shapes below continues the sequence:



Explanation

The sketch is built stage by stage and in each step an additional line is added. This guideline eliminates answer choices 1, 2 and 4. Notice also that the new line never touches the last line added, which eliminates answer choice 5.

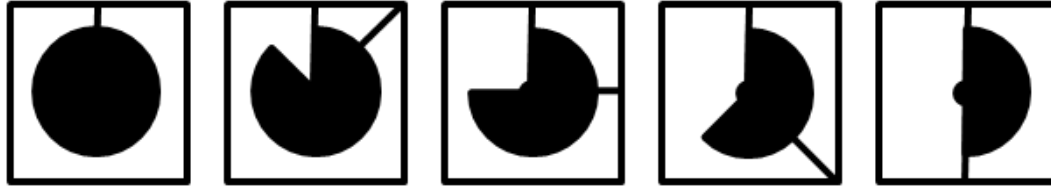
The answer is -



Get the Full PrepPack™

Inductive/ Logical Question 5

Choose the image that completes the pattern:



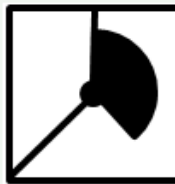
Which of the shapes below continues the sequence:



Explanation

- 1) Each step, 45 degrees of the black circle is painted in white, counter clockwise.
- 2) Each step, a line drawn from the centre of the circle to the edge of the frame turns 45 degrees clockwise.

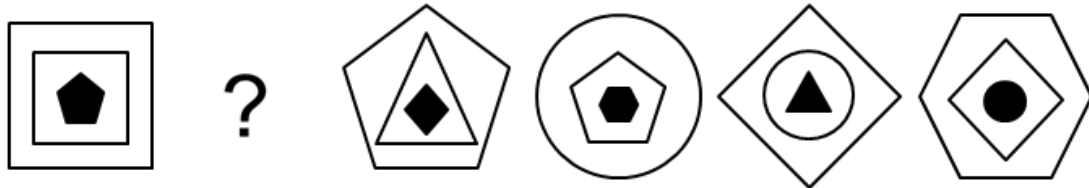
The answer is -



Get the Full PrepPack™

Inductive/ Logical Question 6

Choose the image that completes the pattern:



Which of the shapes below replaces the missing box above?

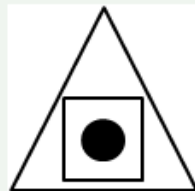


Explanation

Each object in the series consists of 3 shapes. The logic of the sequence is defined by the relations between these shapes.

The external shape appears as the middle shape in the next frame; the middle shape disappears in the next frame; the inner shape determines the external shape two steps forward, e.g. the inner pentagon in the first frame appeared as the external shape in the third frame.

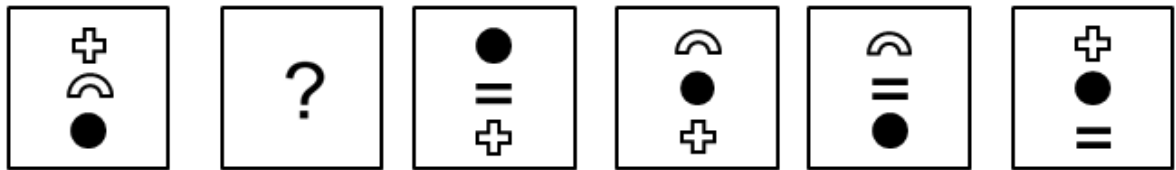
The answer is -



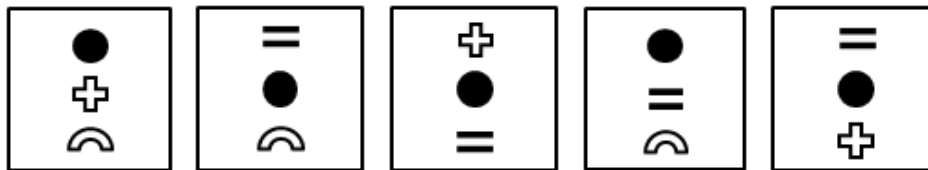
Get the Full PrepPack™

Inductive/ Logical Question 7

Choose the image that completes the pattern:



Which of the shapes below replaces the missing box above?



Explanation

Each square contains 3 shapes. The black circle is the only shape that constantly appears. It "travels" along the column up and down, one step at a time. The other shapes appear in two consecutive squares, and then do not appear in the next square. The shape that remains in the frame (in regards to the last step from the left) maintains its relative position to the other shape (not the circle).

The answer is -



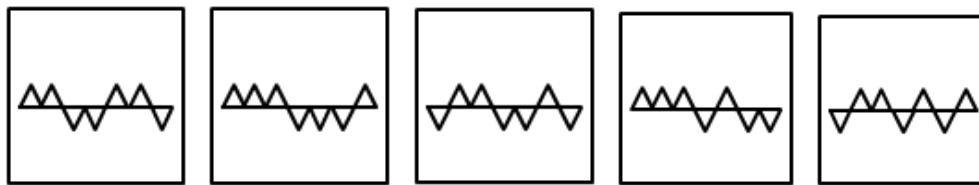
Get the Full PrepPack™

Inductive/ Logical Question 8

Choose the image that completes the pattern:



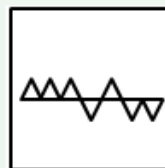
Which of the shapes below replaces the missing box above?



Explanation

Each diagram can be seen as a series of triangles around a horizontal axis. At each step, the right hand triangle relocates to the beginning of the sequence causing a shift to the right.

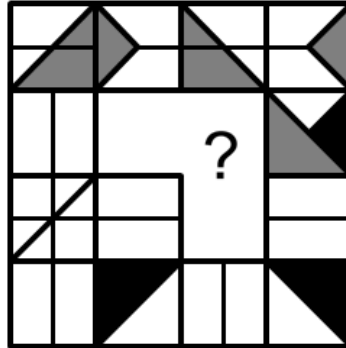
The answer is -



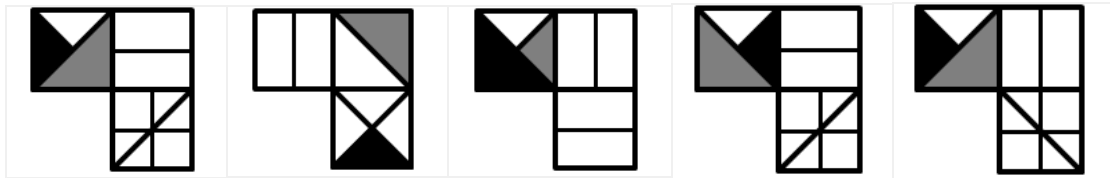
Get the Full PrepPack™

Inductive/ Logical Question 9

Choose the image that completes the pattern:

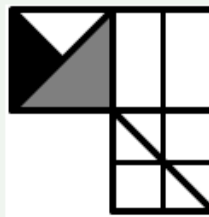


Which of the shapes below replaces the missing box above?



Explanation

The logic: Pairs of columns are reflections of one another, (The 1st and the 3rd, the 2nd and the 4th).

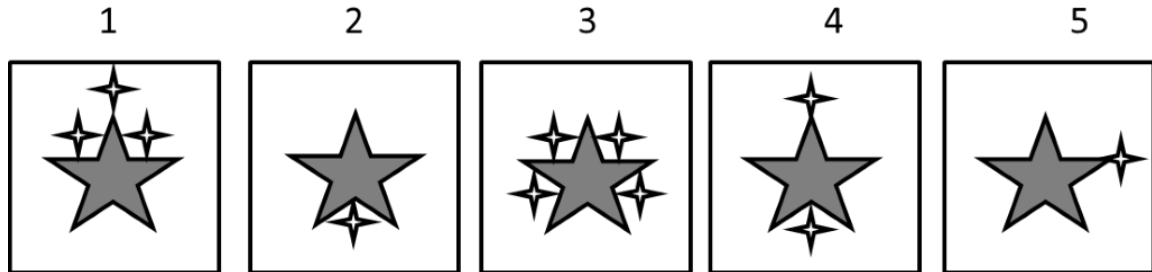


The answer is -

Get the Full PrepPack™

Inductive/ Logical Question 10

Choose the odd one out:



- 1. 1
- 2. 2
- 3. 3
- 4. 4
- 5. 5

Explanation

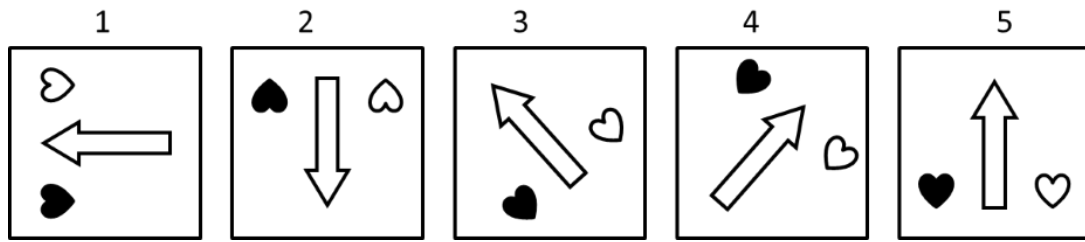
All frames besides frame 5 are symmetrical, which means that they can be crossed somewhere by a straight line that will divide them into two similar parts (mirrored). There is no such option in frame 5.

The correct answer is 5.

Get the Full PrepPack™

Inductive/ Logical Question 11

Choose the odd one out:



- 1. 1
- 2. 2
- 3. 3
- 4. 4
- 5. 5

Explanation

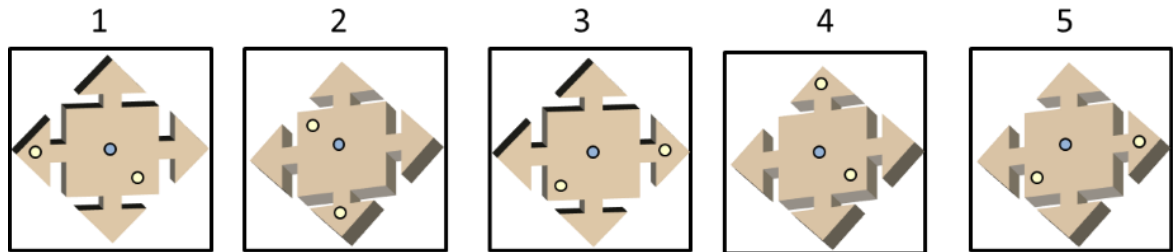
The logic: In each square, two hearts are located on both sides of an arrow. It is insignificant whether the hearts are located near the head of the arrow or near its tail. In all of the options except for option 2, the white heart is always to the right of the arrow, unrelated to the relative location of the arrow. Option 2 breaks this pattern.

The correct answer is 2.

Get the Full PrepPack™

Inductive/ Logical Question 12

Choose the image that completes the pattern:



Which of the shapes below continues the sequence:

1. **1**
2. **2**
3. **3**
4. **4**
5. **5**

Explanation

The logic: The 3-dimensional figure can be seen in two possible orientations. In all cases, it has a light-blue dot in its centre.

A common behaviour shared by images 2-5 is the angle between the two pale-yellow dots. Usually, the dot in the body of the figure is located 120 degrees clockwise in comparison to the dot on the arrow head. In shape 1, the dot is located 120 degrees counter-clockwise.

The correct answer is 1.

Get the Full PrepPack™